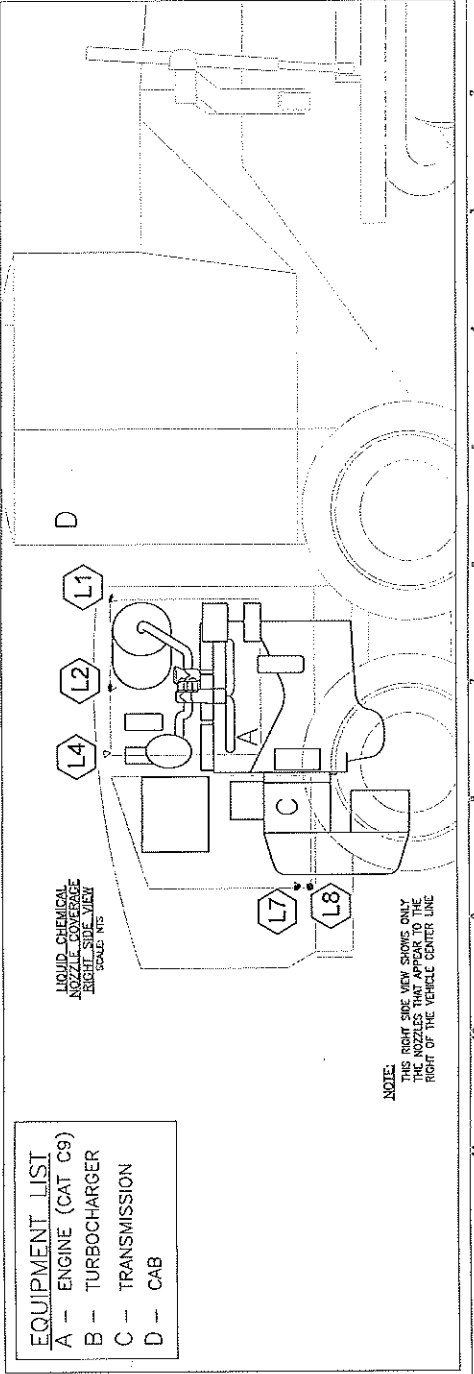


LIQUID CHEMICAL
NOZZLE COVERAGE
RIGHT SIDE VIEW
SCALE: NTS

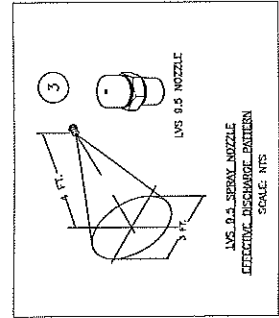
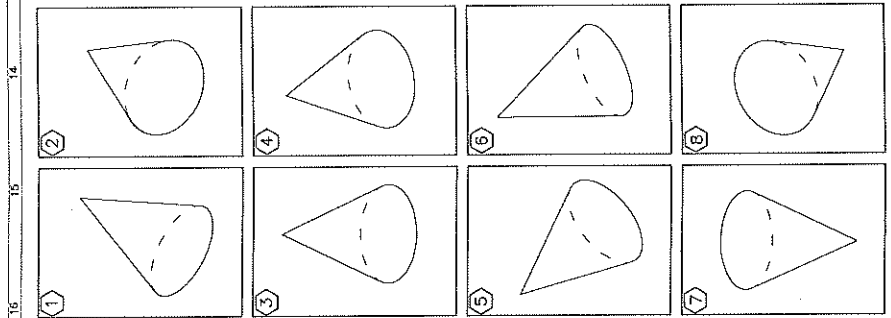
NOTE:
THIS SCHEMATIC SHOWS APPROXIMATE NOZZLE LOCATIONS
AND PRIMARY DIRECTIONS OF SPRAY.



LIQUID CHEMICAL
NOZZLE COVERAGE
RIGHT SIDE VIEW
SCALE: NTS

NOTE:
THIS RIGHT SIDE VIEW SHOWS ONLY
THE NOZZLE LOCATIONS TO THE
RIGHT OF THE VEHICLE CENTER LINE

- EQUIPMENT LIST**
 A - ENGINE (CAT C9)
 B - TURBOCHARGER
 C - TRANSMISSION
 D - CAB



US 0.5 SPRAY NOZZLE
EFFECTIVE DISCHARGE PATTERNS
SCALE: NTS